

ESD LAMINATE WORK SURFACES

PRODUCT DEFINITION

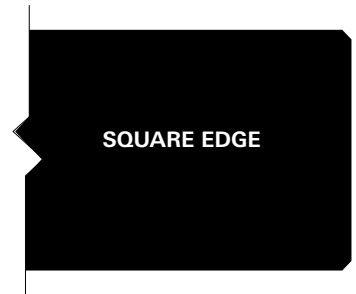
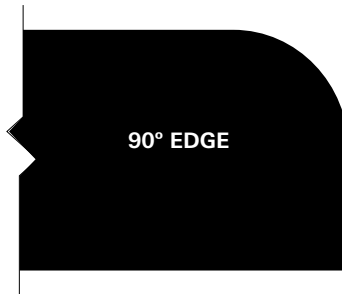

ESD LAMINATE WORK SURFACES AND SHELVES are available in 1 ¼" and 1 ¾". Shelves and back guards are 1 ¼" thick.

Teclab ESD work surfaces and Riser Shelves are available in several standard sizes and an unlimited number of custom sizes using ESD laminates. We offer four colors to choose from to match your work space (White, Tan, Gray and Black).

A 180° roll on the front edge ensures continuous conductivity along the front edge of the work surface.

These countertops provide a durable, and reliable work surface with the recommended surface resistivity of 10⁶ to 10⁹ Ω/sq.

ESD Work surfaces and shelves are available in sizes up to 48" x 144".



TECHNICAL DATA

ESD Properties as per IEC 61340 & ESD S-4.1, S-20.20		
Test Condition	Temp.- 25°C	
	Humidity- 45%	
Instrument Used	MEGGER METER	
Surface Resistance (Max.)	Preferred Value	Observed Value
	< 1.0x10 ⁹ Ohm	< 5x10 ⁸ Ohm
Point to Point Resistance (Max.)	< 1.0x10 ⁸ Ohm	< 5x10 ⁷ Ohm
Surface to Ground Resistance (Max.)	< 1.0x10 ⁹ Ohm	< 2x10 ⁸ Ohm
Decay Time (As per NFPA 99-MIL-STD-3010)	< 0.5 sec	< 0.02 sec



ESD Work Surfaces include grounding bolts to allow connection to a common ground.

GENERAL CARE & MAINTENANCE

The laminate surface may be cleaned with warm water and mild soaps, such as those used for hands or dishes. Heavy solvents can affect edging adhesion.