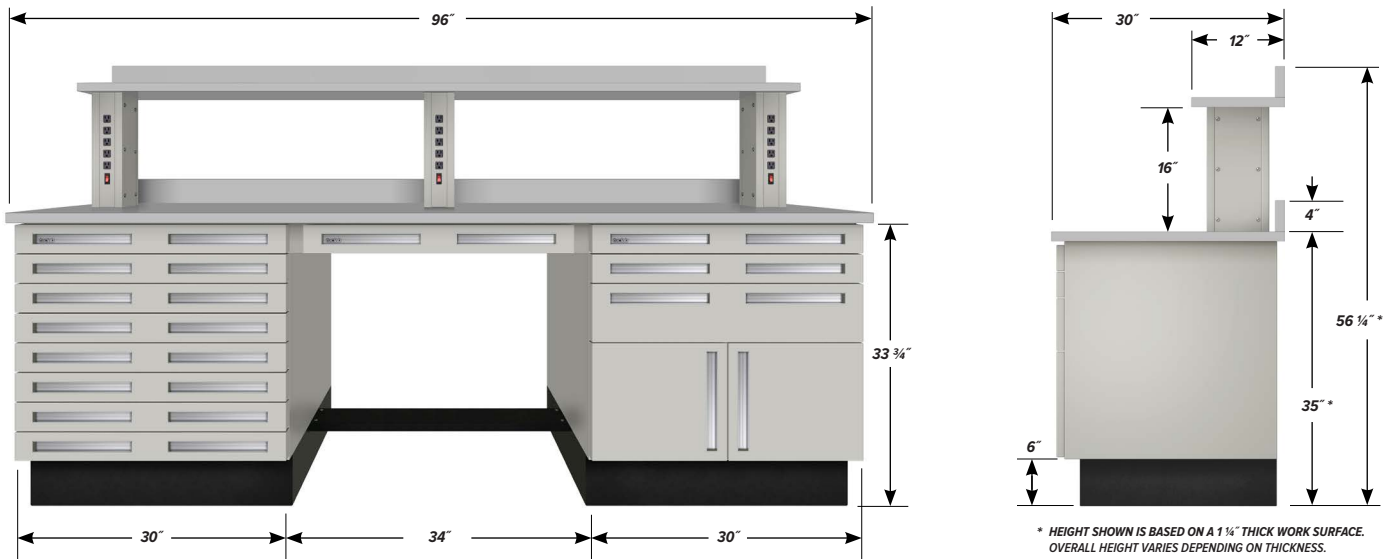


8' WORKBENCH TWS-2400

Teclab workbenches share common design features that have earned for Teclab the reputation in the industry as the “professional’s bench.” Typical features include an abundance of grounded outlets within easy reach; an infinite variety of drawer and door combinations to meet every job and storage requirement; expansive work surfaces, shelves, and back guards in a choice of task-oriented materials.




FEATURES

- One **C-3019** eight drawer, 30" wide Base Cabinet
- One **C-3004** three drawer, two door, 30" wide Base Cabinet
- One **FR6-34** 34" Foot Rest
- One **APD-3000** 30" wide Apron Drawer
- Two **AF-02** 2" Apron Fillers

- Three **SS-16-EP-1** 16" tall Shelf Supports with 5 grounded 15A outlets, plus combination circuit breaker rocker switch.
- One **TP1-3096-PVC** 30" x 96" x 1 1/4" plastic laminate Work Surface
- One **SP1-1296-PVC** 12" x 96" x 1 1/4" Shelf of same material
- Two **BGP-96-PVC** 4" x 96" x 1 1/4" Back Guards of same material

FINISH OPTIONS


Powder coated steel components.



Custom paint color matching is available. Stainless Steel is also available.

WORK SURFACE COLOR OPTIONS

Visual comparison. Color choices vary depending on work surface type.



PD - TWS-2400 - v.1.12