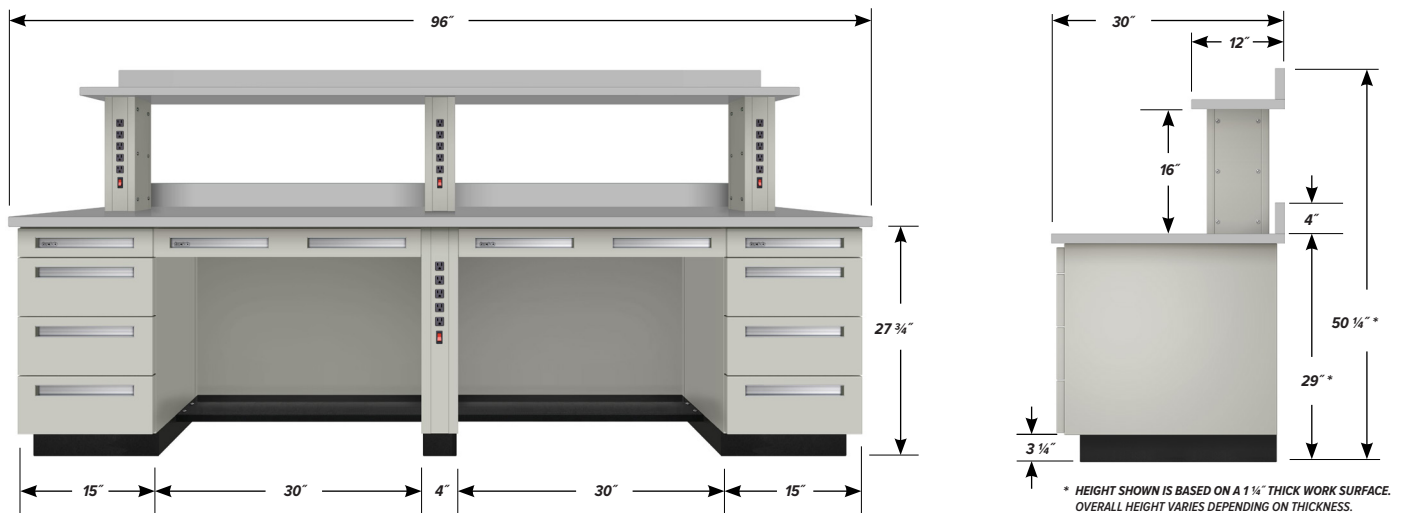


## DESK HIGH WORKBENCH TWS-5400

Teclab workbenches share common design features that have earned for Teclab the reputation in the industry as the “professional’s bench.” Typical features include an abundance of grounded outlets within easy reach; an infinite variety of drawer and door combinations to meet every job and storage requirement; expansive work surfaces, shelves, and back guards in a choice of task-oriented materials.



### FEATURES

Two **C-1015** four drawer, 15" wide Base Cabinets

One **PL-10-EP-1** Panel Leg with 5 grounded outlets, plus illuminated combination rocker switch

Two **FR6-30** 30" Foot Rests

Two **APD-3000** 30" wide Apron Drawers

Two **MP-30** 30" Modesty Panels

Three **SS-16-EP-1** 16" tall Shelf Supports with 5 grounded outlets, plus illuminated combination rocker switch

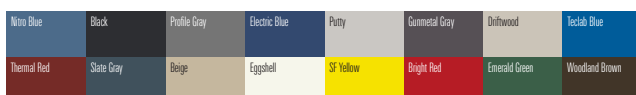
One **TP1-3096-PVC** 30" x 96" x 1 1/4" plastic laminate Work Surface

One **SP1-1296-PVC** 12" x 96" x 1 1/4" Shelf of same material

Two **BGP-96-PVC** 4" x 96" x 1 1/4" Back Guards of same material

### FINISH OPTIONS


Powder coated steel components.



Custom paint color matching is available. Stainless Steel is also available.

### WORK SURFACE COLOR OPTIONS

Visual comparison. Color choices vary depending on work surface type.



PD - TWS-5400 - v.1.14